



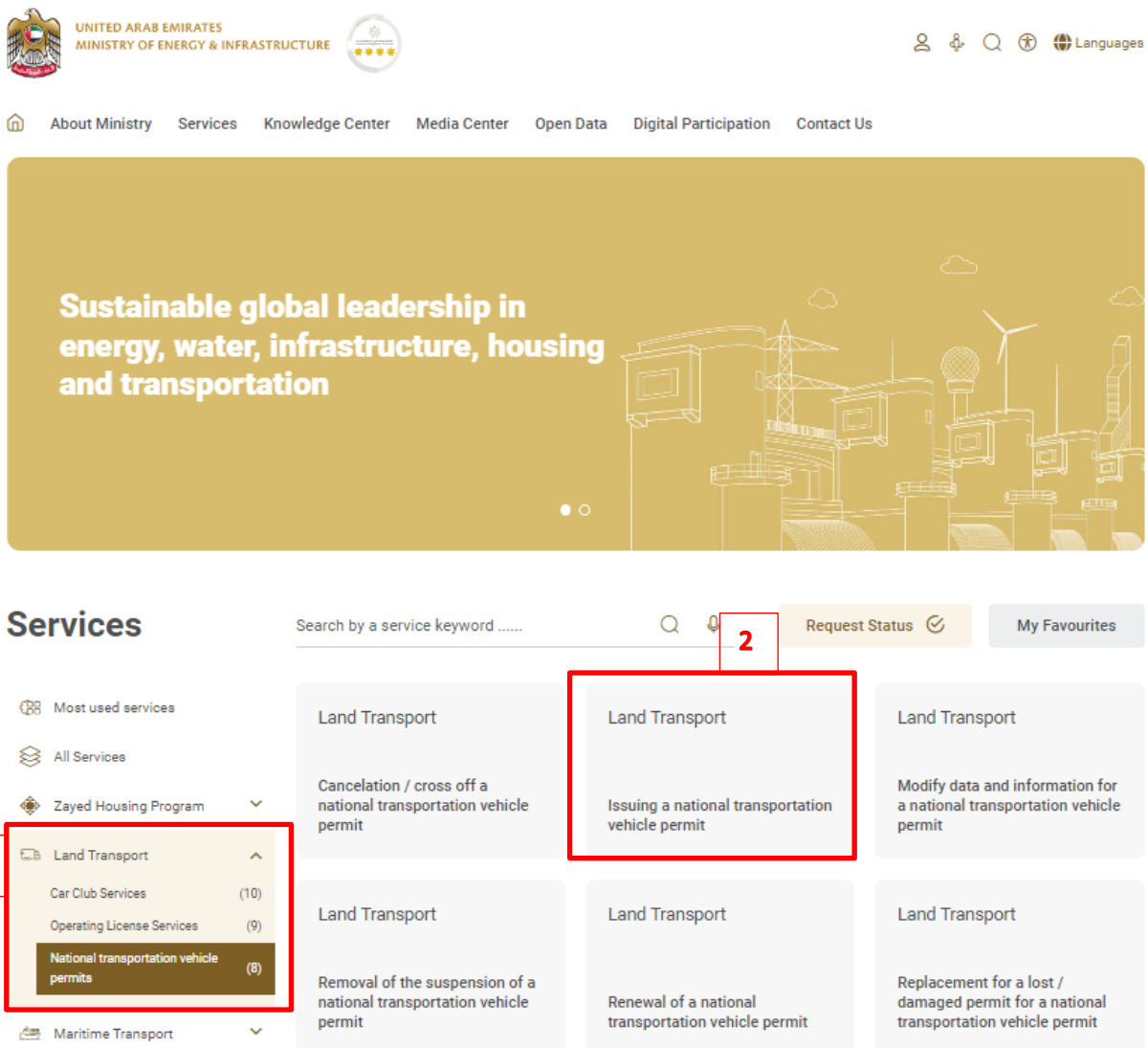
## User Manual

# Issuing a national transportation vehicle permit

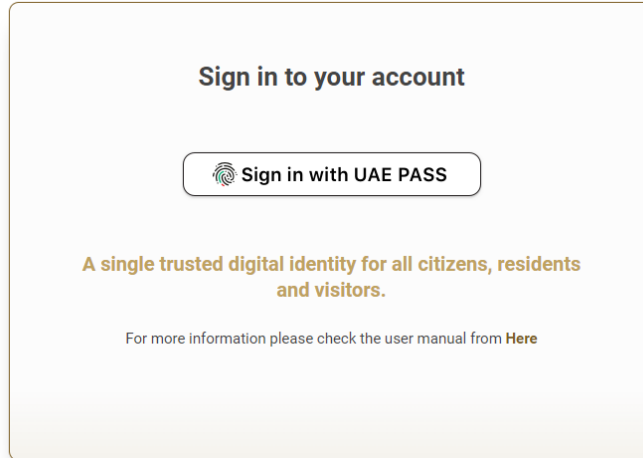
V 1.1

2024

1. Open MOEI website: <https://www.moei.gov.ae>
2. From the home page, go to Services Directory, choose the category “Land Transportation”  
Then select the Sub category “National transportation vehicle permits”.
  - you can view the service Info or start the service immediately by clicking on Start Button




3. Then it will redirect you to the Login page, you can login by using UAE PASS.



4. search for License No.

Issuing a national transportation vehicle permit

Main License No

 Search

5. Fill the application Information.

**Issuing a national transportation vehicle permit**

**Vehicle Operating Card Details**

Registration Centre \*

Operating Card Category (Options will be according to selected Vehicle Main Activity) \*

Unladen Weight   
 Units

Traffic Symbol \*   
 Origin \*

Chassis No \*   
 Area \*

Vehicle Plate Category \*  Vehicle Plate Number \*   
 Vehicle Type \*

Manufacture   
 Manufacture Year \*

Color \*   
 Number of Axles  Engine Capacity (cc)



9.09%  
Form Completion

Save and Continue Later
Next
Cancel

### Issuing a national transportation vehicle permit


- 0%




0%  
Form Completion

 Service User Guide (pdf 1.03 MB) 

#### Retrieve Vehicle Detail

Search By



Please Select 

 Save and Continue Later  Next  Back

### Issuing a national transportation vehicle permit


- 0%


0%  
Form Completion




 Service User Guide (pdf 1.03 MB) 

#### Retrieve Vehicle Detail


Search By



Chassis No 

ChassisNo 

 Save and Continue Later  Next  Back

### Issuing a national transportation vehicle permit



 Service User Guide (pdf 1.03 MB) 

#### Retrieve Vehicle Detail

Search By

Vehicle Plate Detail


Vehicle Plate Source


Vehicle Plate Category


Vehicle Plate Color / Vehicle Plate Code

Vehicle Plate Number

0%  
Form Completion

 Save and Continue Later

 Next

 Back

### Issuing a national transportation vehicle permit



Service User Guide (pdf 1.03 MB)

#### Vehicle Operating Card Details

Registration Centre \*

Ras Al Khaima Centre

Operating Card Category (Options will be according to selected Vehicle Main Activity) \*

Please Select

Units

Kg

Traffic Symbol \*

Origin \*

Sweden

Only Numbers

Chassis No \*

Area \*

RAK

Vehicle Plate Category \*

Category C

Vehicle Plate Number \*

Only Numbers

Vehicle Type \*

Heavy truck less than 12 ton

Manufacture Year \*

2004

Color \*

BLUE

Number of Axles

0



Form Completion

Save and Continue Later

Previous

Next

Back

### Issuing a national transportation vehicle permit



Service User Guide (pdf 1.03 MB)

#### Cargo Details

Vehicle Type \*

- Light (Less than 26)
- Heavy (More than 26)

No of Passenger \*

2

Unladen Weight \*

10000

Units \*

Kg

Insurance Company Name

Insurance Card Number

Expiry Date

29/09/2025

Insurance Type

- Goods & Passengers
- Vehicle
- Driver
- Civil Damages
- Third-Party
- Comprehensive

100%

Form Completion

Save and Continue Later

Previous

Next

Back



**Issuing a national transportation vehicle permit**

ⓘ

Service User Guide (pdf 1.03 MB)

**Upload Attachments**

Valid Vehicle License \*

Select or drag and drop files here

(jpg, jpeg, png, bmp, gif, pdf) extensions are allowed with maximum 4 file(s) and up to 4 MB of size.

0%

Form Completion

Save and Continue Later

Previous

Next

Back

6. Submit the request by click on “Submit”.

**Issuing a national transportation vehicle permit**

ⓘ

Service User Guide (pdf 1.03 MB)

**Submit and Finish**

Comments

I, the applicant, hereby declare that all the information and documents provided for this transaction are correct; and if they are proven incorrect or there is any tampering or forgery in them, the Ministry has the right to take the necessary legal measures regarding this \*

100%

Form Completion



Save and Continue Later

Previous

Submit

Back

7. Fill the satisfaction survey about the eService, when the following pop-up shows up:

نبض المتعامل  
**CUSTOMER PULSE**

English

### Customer Pulse Survey

Overall, how satisfied are you about the service? \*

Extremely Dissatisfied Extremely Satisfied

Next




نبض المتعامل  
**CUSTOMER PULSE**

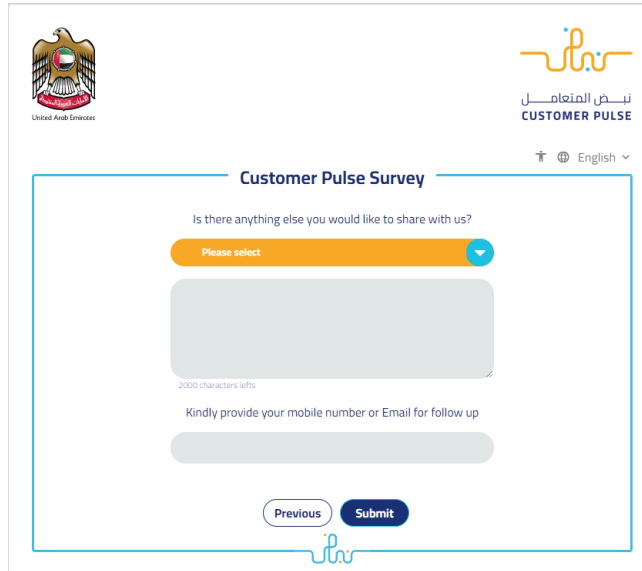
English

### Customer Pulse Survey

Based on your experience in getting the service. To what extent do you agree on the following statements?

	Extremely Disagree	Disagree	Somewhat Disagree	Neutral	Somewhat Agree	Agree	Extremely Agree
Availability & accuracy of Service information	<input type="radio"/>	<input type="radio"/>	<input type="radio"/>	<input type="radio"/>	<input type="radio"/>	<input type="radio"/>	<input type="radio"/>
Ease of Service accessibility in the Smart Application	<input type="radio"/>	<input type="radio"/>	<input type="radio"/>	<input type="radio"/>	<input type="radio"/>	<input type="radio"/>	<input type="radio"/>
Ease & Simplicity of Service Application Steps	<input type="radio"/>	<input type="radio"/>	<input type="radio"/>	<input type="radio"/>	<input type="radio"/>	<input type="radio"/>	<input type="radio"/>
Ease and Variety of payment options	<input type="radio"/>	<input type="radio"/>	<input type="radio"/>	<input type="radio"/>	<input type="radio"/>	<input type="radio"/>	<input type="radio"/>
Possibility of Service Status Tracking	<input type="radio"/>	<input type="radio"/>	<input type="radio"/>	<input type="radio"/>	<input type="radio"/>	<input type="radio"/>	<input type="radio"/>
Service Completion time was reasonable & within my expectations	<input type="radio"/>	<input type="radio"/>	<input type="radio"/>	<input type="radio"/>	<input type="radio"/>	<input type="radio"/>	<input type="radio"/>
Smart Application efficiency (no delays or errors in app)	<input type="radio"/>	<input type="radio"/>	<input type="radio"/>	<input type="radio"/>	<input type="radio"/>	<input type="radio"/>	<input type="radio"/>
Availability of Online Support	<input type="radio"/>	<input type="radio"/>	<input type="radio"/>	<input type="radio"/>	<input type="radio"/>	<input type="radio"/>	<input type="radio"/>

Previous **Next**



Customer Pulse Survey

Is there anything else you would like to share with us?

Please select

2000 characters left

Kindly provide your mobile number or Email for follow up

Previous Submit

After the application is approved by the ministry, you will receive the Certificate automatically via email. However, you can also view and download the certificate from the end user dashboard through Request Status boxes Or My Application:

- Click on the arrow as shown in the image below

Dashboard

My Applications

My Payments

Notifications

Welcome,  
Test User

- for searching/filtering the requests based on Reference Number/Request Date/Service Name/Request Status:

### My Applications

Services by Category	Service
<input type="text" value="Maritime Transport Services"/>	<input type="text" value="Please Select"/>
My Company	Company PRO
<input type="text" value="Please Select"/>	<input type="text" value="Please Select"/>
Application Status	
<input type="text" value="Please Select"/>	
Keyword (Reference Number)	
<input type="text"/>	
<input type="checkbox"/> Use Date Range	
<input type="button" value="Search"/>	<input type="button" value="Reset Filters"/>